

--	--	--

English Pronouns

A **pronoun** is a word used in place of a noun.

Usually pronouns refer to something that was already mentioned in a previous sentence. They are very useful words because when you use them, you do not need to repeat the same nouns all the time.

Study this example:

Alexander is my neighbour. Alexander says that Alexander likes to sleep.

Alexander is my neighbour. He says that he likes to sleep.

Subject pronouns: I; You; He; She; It; We; They

We use **subject pronouns** before verbs

I live in Dubai. **He** works at the university. **It** was a difficult exam.

Object pronouns: Me; You; Him; Her; It; Us; Them

We use **object pronouns** after a verb

I love **them**. She hates **you**. I saw **her**. This pizza is for **us**.

Possessive pronouns: My; Your; His; Her; Its; Our; Their

We use **possessive adjectives** to show possession before nouns

My house is big. **Your** hair is long. **Her** essay was good. **Their** project is great.



--	--	--

Personal pronouns

English personal pronouns have a number of forms, which are named according to their typical grammatical role in a sentence:

- Subjective (I, we, etc.) pronouns are used as the subject of a verb
- Objective (me, us, etc.) pronouns are used as the object of a verb or preposition.
- Possessive determiners (my, our, etc.) are used together with a noun, for example: this is my house.
- Possessive pronouns (mine, ours, etc.) are used as pronouns (as in I prefer mine) or as predicate adjectives (as in this book is mine).
- Reflexive (myself, ourselves, etc.) pronouns are used to point back to the subject of the sentence for example: I bought myself a new car.

The basic personal pronouns of modern English are shown in the table below:

	Subject	Object	Possessive determiner	Possessive pronouns	Reflexive
Singular 	I	me	my	mine	myself
	 you	you	your	yours	yourself
	 you	you	your	yours	yourself
	it	its	its	its	itself
	 he	him	his	his	himself
	 she	her	hers	hers	herself
	Plural 	we	us	our	ours
 you		you	your	yours	yourselves
 you		you	your	yours	yourselves
 they		them	their	theirs	themselves
 they		them	their	theirs	themselves

--	--	--

Subject pronouns ضمائر الفاعل

Subject pronouns (I, you, we etc.) take the place of a noun and function as the subject of a sentence.

I am from the US. أنا من أمريكا He is an engineer. هو مهندس

In Arabic, the subject pronoun is frequently dropped. You can tell from a verb conjugation who the subject is, so it's not necessary to use the subject pronoun except for emphasis.

	English	Arabic	Emirati dialect
Singular 	I	أنا	
	 you	انتَ	
	 you	انتِ	
	 he	هو	
	 she	هي	
Plural 	we	نحن	
	 you	أنتم	
	 you	أنتن	
	 they	هم	
	 they	هن	

Remember that pronoun *you*, whether it is plural or singular, always takes a plural form of the verb: "To be": *You are* late (**correct**) *You is* late (**incorrect**)





Some of the personal pronouns have gender:

David is my brother. I like *him*. This is Julie. *She* is ten. That's my pen, pass *it* to me.




--	--	--

Object pronouns ضمائر المفعول به

Object pronouns (me, you, us etc.) are used when you do something directly to someone or something else. In Arabic, these pronouns are suffixes attached to the verb.

	English	Arabic	Emirati dialect
Singular 	me	ني	
	 you	كَ	
	 you	كِ	
	 him	ه	
	 her	ها	
Plural 	us	نا	
	 you	كم	
	 you	كن	
	 them	هم	
	 them	هن	

Examples of object pronoun using the verb سأل ("to ask")

	English	Arabic	Emirati dialect
Singular 	He asked me	سألني	
	 He asked you	سألكِ	
	He asked her	سألها	
Plural 	He asked us	سألنا	

--	--	--

Task 1

Complete the sentences with the correct subject or object pronouns:

1. I am looking at you. Please look at _____.
2. These bags are beautiful. Do you want to look at _____?
3. _____ are hungry. Can we have something to eat?
4. _____ am tired. I need a nap.
5. I don't understand my English homework. Can you help _____?
6. Where is Mariam? I can't find _____.
7. Where are your brothers and sisters? I can't find _____.
8. I lost my wallet. Have you seen _____?
9. _____ are late. I think they're stuck in traffic.
10. Our mother is the best. _____ always cooks the best meals!

Now write four sentences, each one should use a different subject pronoun:

1. _____.
2. _____.
3. _____.
4. _____.

Now write four sentences, each one should use a different object pronoun:

1. _____.
2. _____.
3. _____.
4. _____.

--	--	--

Task 2

Complete the sentences with the correct possessive adjectives:

1. I forgot to bring ____ portfolio. I left it at home.
2. Did you bring _____ book? I forgot mine at home.
3. Lucy is ready. Please give Lucy _____ money.
4. David lost _____ keys. Have you seen them?
5. Dana and Rima are late for _____ class.
6. The United Kingdom is a big country. _____ population is over 50 million.
7. This is _____ new home. We bought it last month.
8. This is _____ new car. They bought it last week!
9. I can't find _____ wedding ring. Have you seen it?
10. I think _____ ear rings are beautiful. Where did you buy them?

Now write seven sentences, each one should include at least one possessive pronoun:

1. -----
2. -----
3. -----
4. -----
5. -----
6. -----
7. -----

--	--	--

Task 3

Write the missing **subject pronoun** into each sentence based on the word(s) in parentheses.

1. _____ had cheese and eggs for breakfast. (Paul)
2. _____ study at the local university. (Kim, James and Peter)
3. _____ studies English every day. (Mia)
4. _____ is in my bag. (the mobile phone)
5. _____ always arrive early for class. (the students)
6. _____ are best friends. (Anna and I)
7. _____ lives in London. (Darren)
8. _____ are on the table. (the plates)
10. _____ works as a receptionist. (Emma)

Write the missing **object pronoun** into each sentence based on the word(s) in parentheses.

1. I enjoyed listening to _____. (the song)
2. I read _____ this morning. (the news stories)
3. Please give _____ the keys. (Jane)
4. Matt asked _____ to give you a call. (I)
5. I sent _____ this morning. (the email)
6. The teacher gave _____ the answers. (the students)
7. The tour guide took _____ to the museum. (my friend and I)
8. Terry visited _____ last week. (Jonathan)
9. She drank _____ quickly and ran out the door. (the coffee)
10. I saw _____ at lunch time. (Mark and Rebecca)

Name:.....

Section:

--	--	--

Task 4

Write a paragraph about someone you know. Use subject and object pronouns.



--	--	--

Task 6

Subject pronouns: I; You; He; She; It; We; They

1. Change the noun(s) in to subject pronouns.

students _____	monkeys _____	man _____
cat _____	Bill and Ted _____	girl _____
friends _____	shop _____	pen _____
shoes _____	Kate and you _____	women _____
parents _____	men _____	boys _____
people _____	woman _____	uncle _____
man _____	monkey _____	teachers _____

2. Change the subject noun(s) to subject pronouns.

The boys are playing football → They are playing football.

My mother is cooking dinner → She is cooking dinner.

- The women are shopping. _____
- The shop is near my house. _____
- You and I are friends. _____
- The man is working. _____
- The students are studying hard. _____
- The woman is riding a bicycle. _____
- My grandfather is old. _____
- The town is near the sea. _____
- The men are at the pub. _____
- The camel is sleeping. _____



--	--	--

Task 7

Subject pronouns: I; You; He; She; It; We; They

(Subject pronouns replace the subject of a sentence.)

Object pronouns: Me; You; Him; Her; It; Us; Them

(Object pronouns replace a noun that is the object of an action verb or that follows a preposition.)

7.1 Read the sentences.

Circle the subject pronoun in the second sentence that replaces the underlined word or words.

1. The students read the homework assignment.

They read the homework assignment.

2. Mary began writing in her book.

She began writing in her book.

3. Joshua, Sam, and I looked at our notes from the last lesson.

We looked at our notes from the last lesson.

7.2 Read the sentences

Circle the object pronoun in the second sentence that replaces the underlined word or words.

1. Darren sent an email to his sister.

Darren sent an email to her.

2. Look at these beautiful plants. I love the flowers too.

Look at these beautiful plants. I love them too.

3. You can find the information in the library.

You can find it in the library.

--	--	--

7.3 Circle the subject pronoun and underline the object pronoun in each sentence.

1. I saw you at the park yesterday.
2. You can call me tonight around 7pm.
3. Will he pick us up from the airport?

7.4 Rewrite each sentence

Replace the underlined words with the correct subject or object pronoun.

1. Our parents sent a postcard to my brother, my sister, and me.

2. The postcard was addressed to my sister.

7.5 Rewrite each sentence

Choose the pronoun in brackets that completes each sentence, and write it in the space provided. Then write "S" for subject pronoun or "O" for object pronoun on the left.

1. _____ took a train to the city. (We, Us) _____
2. A kind passenger took a photo of _____. (we, us) _____
3. The passenger said, " _____ will love the city" (You, Us) _____
4. I brought a map of the city with _____. (I, me) _____
5. We used _____ to help us get around. (them, it) _____
6. My friend brought some sandwiches with _____. (she, her) _____
7. We ate _____ before we arrived at the station. (they, them) _____
8. _____ was a great day out. (It, We) _____

--	--	--

7.6 Write some sentences

Write four sentences using subject pronouns.

1. -----

2. -----

3. -----

4. -----

Write four sentences using object pronouns.

1. -----

2. -----

3. -----

4. -----

Write five sentences using both subject and object pronouns.

1. -----

2. -----

3. -----

4. -----

5. -----

